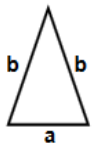


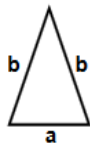


- 1) Find area of triangle
 $a = 87$ in, $b = 91$ in



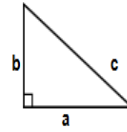
Answer: _____

- 2) Find area of triangle
 $a = 55$ cm, $b = 57$ cm



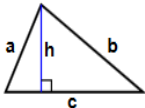
Answer: _____

- 3) Find area of triangle
 $a = 57$ in, $b = 87$ in



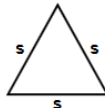
Answer: _____

- 4) Find area of triangle
 $h = 17$ in, $a = 55$ in,
 $b = 79$ in, $c = 94$ in



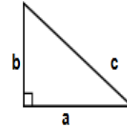
Answer: _____

- 5) Find area of triangle
 $s = 21$ in



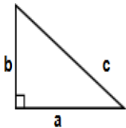
Answer: _____

- 6) Find area of triangle
 $a = 30$ m, $b = 57$ m



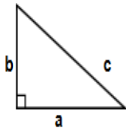
Answer: _____

- 7) Find area of triangle
 $a = 34$ in, $b = 65$ in



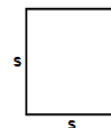
Answer: _____

- 8) Find area of triangle
 $a = 71$ m, $b = 74$ m



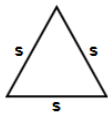
Answer: _____

- 9) Find area of square
 having each side (s)
 equals 54 ft



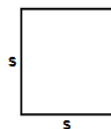
Answer: _____

- 10) Find area of
 triangle $s = 91$ m



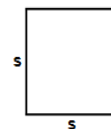
Answer: _____

- 11) Find area of square
 having each side (s)
 equals 72 in




Answer: _____

- 12) Find area of square
 having each side (s)
 equals 22 ft



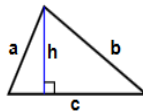
Answer: _____

- 13) Find area of square
 having each side (s)
 equals 51 ft



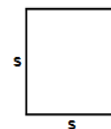
Answer: _____

- 14) Find area of triangle
 $h = 40$ in, $a = 66$ in,
 $b = 70$ in, $c = 84$ in



Answer: _____

- 15) Find area of square
 having each side (s)
 equals 59 in



Answer: _____

Name: _____

February 06, 2024

MATHS WORKSHEET

GENERATOR




11-PLUS
SATS
GCSES



Sr: 06022024-3447


16)



Find area of square
having each side (s)
equals 7 ft

Answer: _____

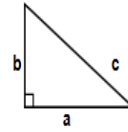
17)



Find area of square
having each side (s)
equals 53 cm

Answer: _____


18)



Find area of triangle
a = 68 in, b = 80 in

Answer: _____

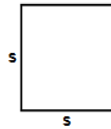
19)



Find area of square
having each side (s)
equals 40 in

Answer: _____

20)



Find area of square
having each side (s)
equals 62 cm

Answer: _____

Total: ____ / 20

Name: _____

Sr: 06022024-3447

February 06, 2024



11-PLUS
SATS
GCSES



Answers:

- | | | | | | | |
|----------------------|---------------------|----------------------|------------|----------------------|------------|------------|
| 1) 3277.4731406222in | 2) 1309.863423224cm | 3) 2479.5in | 4) 671.5in | 5) 190.95860153447in | 6) 855m | 7) 1105in |
| 8) 2627m | 9) 2916ft | 10) 3585.7781843695m | 11) 5184in | 12) 484ft | 13) 2601ft | 14) 1400in |
| 15) 3481in | 16) 49ft | 17) 2809cm | 18) 2720in | 19) 1600in | 20) 3844cm | |